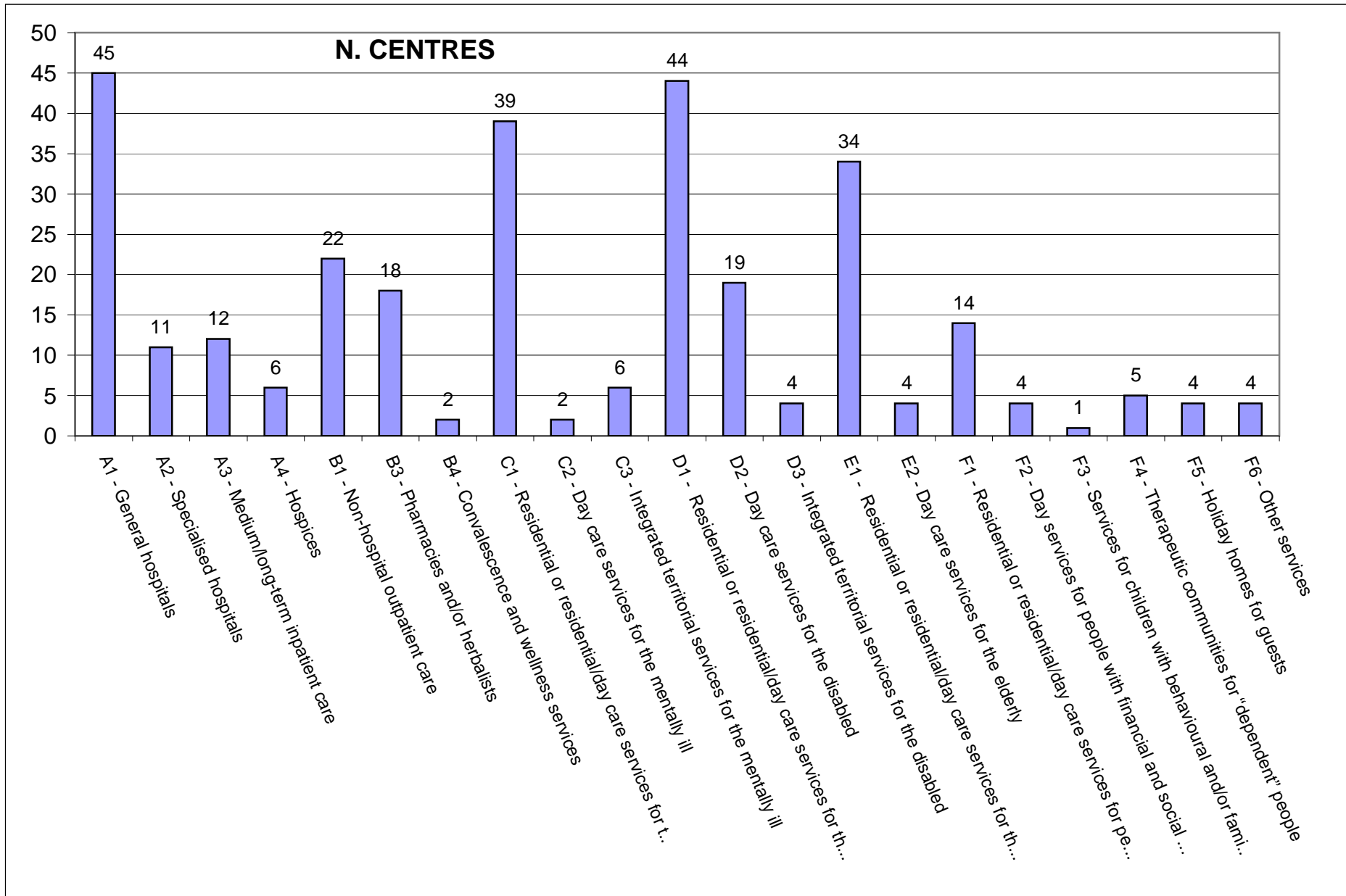




2008 STATISTICS ON THE ORDER'S CENTRES AND CARE FACILITIES

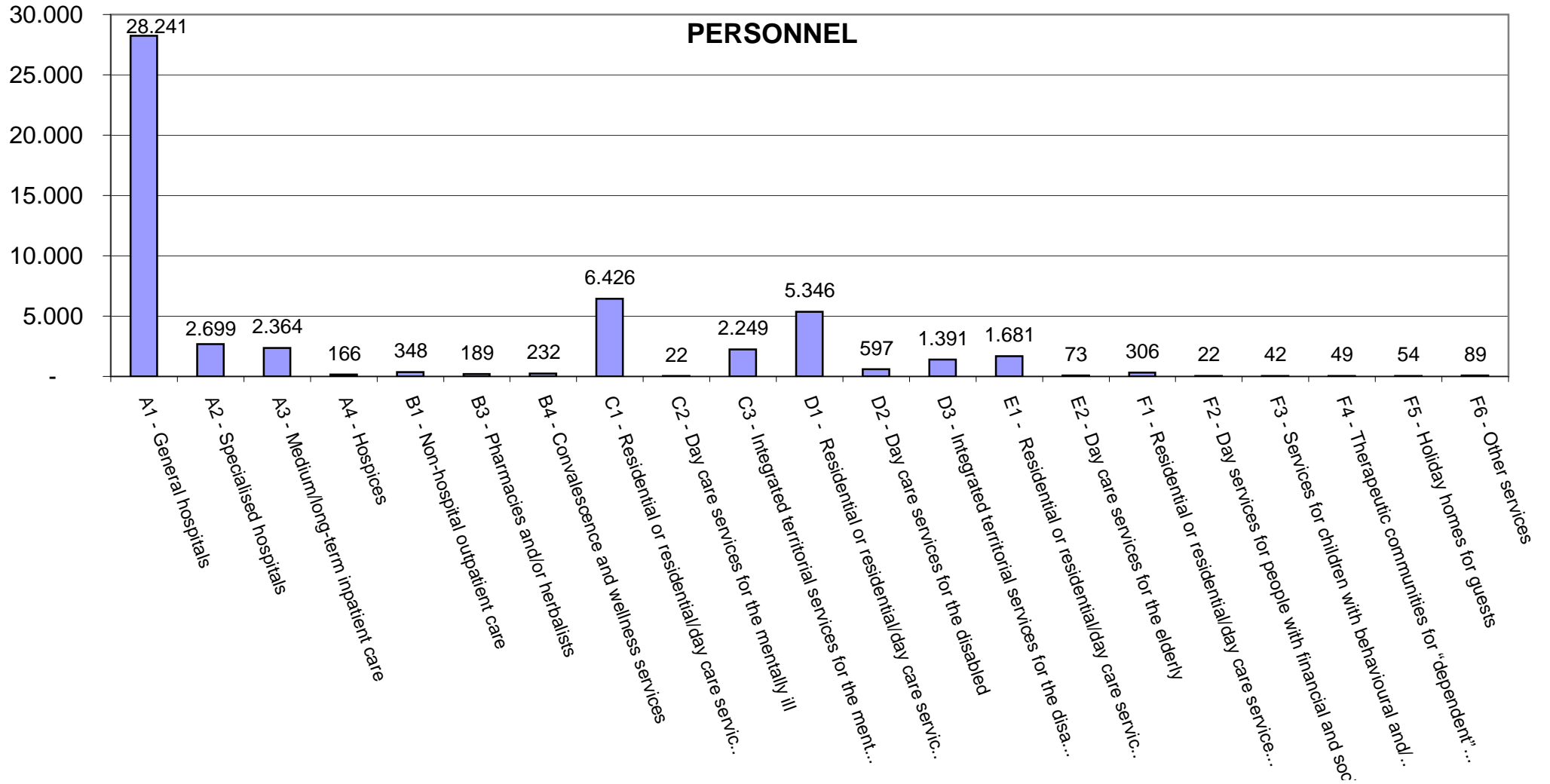
September 2010

CLASSIFICATION OF THE ORDER'S CARE SERVICES	N.
A1 - General hospitals	45
A2 - Specialised hospitals	11
A3 - Medium/long-term inpatient care	12
A4 - Hospices	6
B1 - Non-hospital outpatient care	22
B3 - Pharmacies and/or herbalists	18
B4 - Convalescence and wellness services	2
C1 - Residential or residential/day care services for the mentally ill	39
C2 - Day care services for the mentally ill	2
C3 - Integrated territorial services for the mentally ill	6
D1 - Residential or residential/day care services for the disabled	44
D2 - Day care services for the disabled	19
D3 - Integrated territorial services for the disabled	4
E1 - Residential or residential/day care services for the elderly	34
E2 - Day care services for the elderly	4
F1 - Residential or residential/day care services for people with financial and social problems	14
F2 - Day services for people with financial and social problems	4
F3 - Services for children with behavioural and/or family problems	1
F4 - Therapeutic communities for "dependent" people	5
F5 - Holiday homes for guests	4
F6 - Other services	4
Total	300



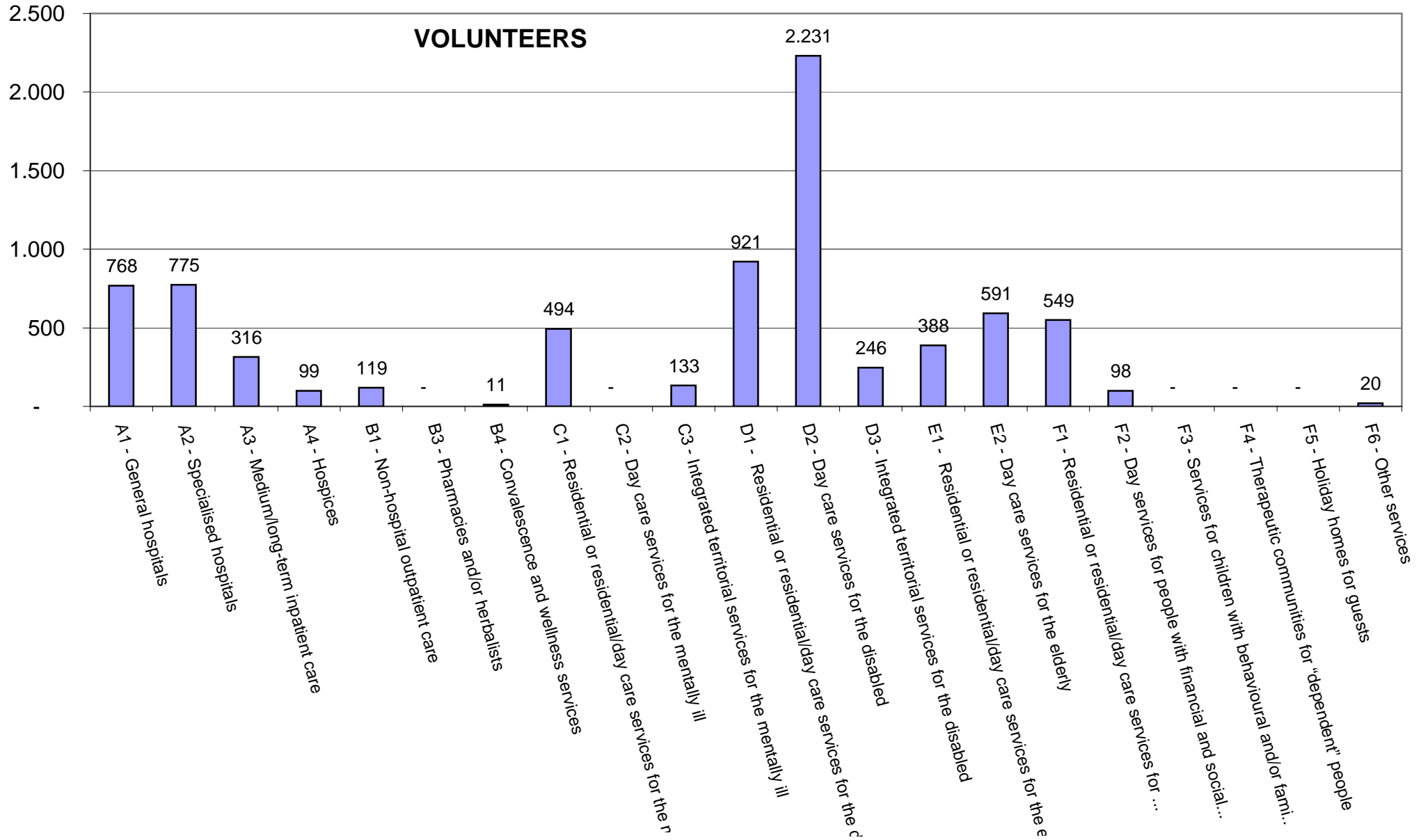
PERSONNEL	Religious OH	Others religious	Lay staff	Lay advisers	Total
A1 - General hospitals	153	178	26594	1317	28.241
A2 - Specialised hospitals	29	4	2623	43	2.699
A3 - Medium/long-term inpatient care	35	20	1931	378	2.364
A4 - Hospices	14	3	114	35	166
B1 - Non-hospital outpatient care	59	13	254	22	348
B3 - Pharmacies and/or herbalists	16	24	142	7	189
B4 - Convalescence and wellness services	0	2	222	8	232
C1 - Residential or residential/day care services for the mentally ill	239	51	5312	824	6.426
C2 - Day care services for the mentally ill	1	0	21	0	22
C3 - Integrated territorial services for the mentally ill	8	2	2218	21	2.249
D1 - Residential or residential/day care services for the disabled	49	8	4991	297	5.346
D2 - Day care services for the disabled	6	2	583	6	597
D3 - Integrated territorial services for the disabled	1	1	1072	318	1.391
E1 - Residential or residential/day care services for the elderly	53	34	1398	196	1.681
E2 - Day care services for the elderly	1	1	45	26	73
F1 - Residential or residential/day care services for people with financial and social problems	34	14	221	37	306
F2 - Day services for people with financial and social problems	0	1	21	0	22
F3 - Services for children with behavioural and/or family problems	0	1	41	0	42
F4 - Therapeutic communities for "dependent" people	1	0	48	0	49
F5 - Holiday homes for guests	2	2	50	0	54
F6 - Other services	6	1	76	6	89
Total	706	362	47977	3541	52.586

PERSONNEL

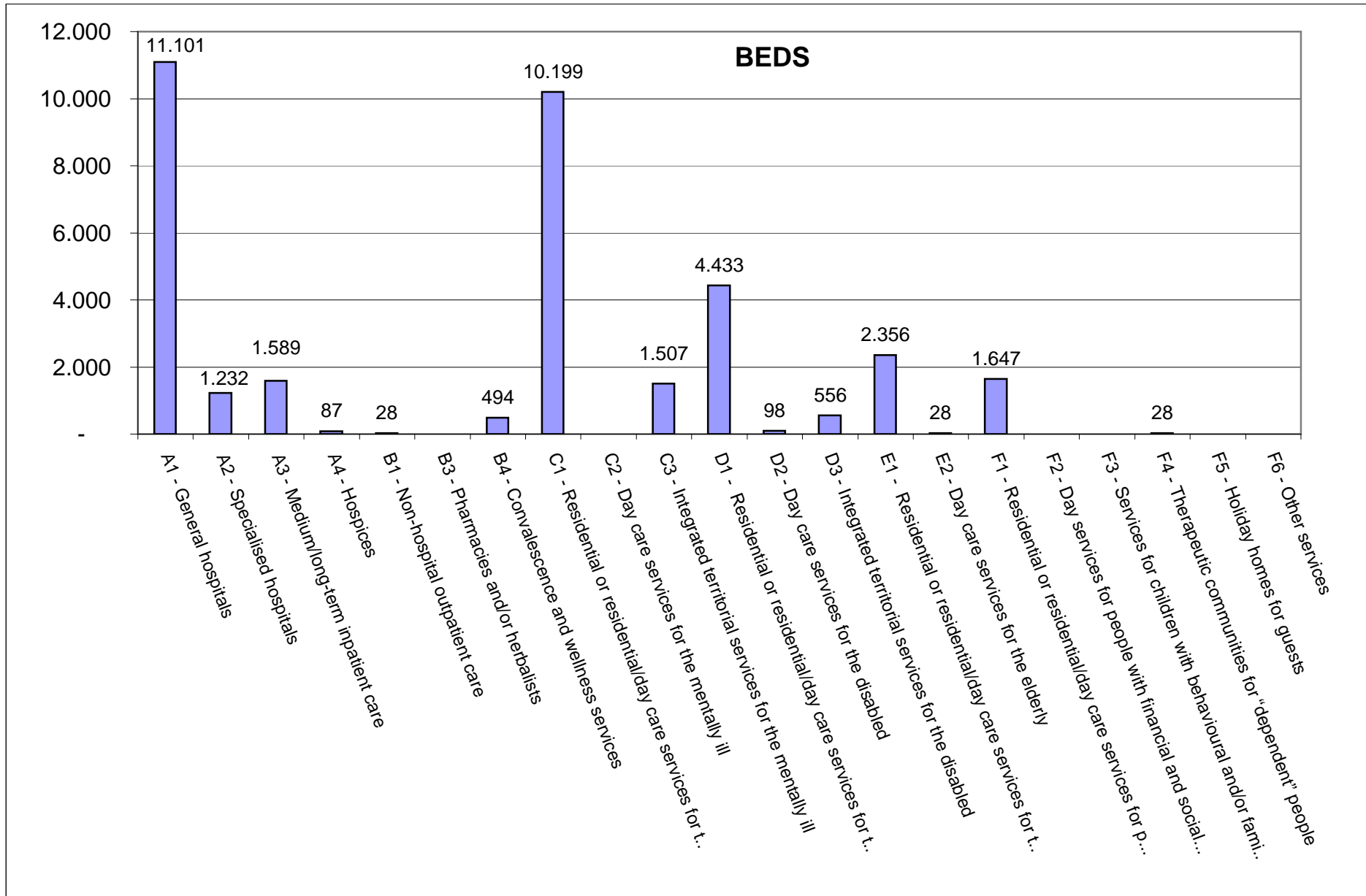


VOLUNTEERS	N. centres with volunteers		N. volunteers		Total
	OSJG associations	Other associations	OSJG associations	Other associations	
A1 - General hospitals	16	15	524	244	768
A2 - Specialised hospitals	7	1	764	11	775
A3 - Medium/long-term inpatient care	6	3	236	80	316
A4 - Hospices	2	4	77	22	99
B1 - Non-hospital outpatient care	7	2	85	34	119
B3 - Pharmacies and/or herbalists	0	0	0	0	-
B4 - Convalescence and wellness services	1	0	11	0	11
C1 - Residential or residential/day care services for the mentally ill	13	11	223	271	494
C2 - Day care services for the mentally ill	0	0	0	0	-
C3 - Integrated territorial services for the mentally ill	3	0	133	0	133
D1 - Residential or residential/day care services for the disabled	9	16	471	450	921
D2 - Day care services for the disabled	4	3	2198	33	2.231
D3 - Integrated territorial services for the disabled	1	2	148	98	246
E1 - Residential or residential/day care services for the elderly	10	13	182	206	388
E2 - Day care services for the elderly	1	0	591	0	591
F1 - Residential or residential/day care services for people with financial and social problems	10	4	520	29	549
F2 - Day services for people with financial and social problems	2	1	96	2	98
F3 - Services for children with behavioural and/or family problems	0	0	0	0	-
F4 - Therapeutic communities for "dependent" people	0	0	0	0	-
F5 - Holiday homes for guests	0	0	0	0	-
F6 - Other services	0	1	0	20	20
Total	92	76	6153	1380	7.533

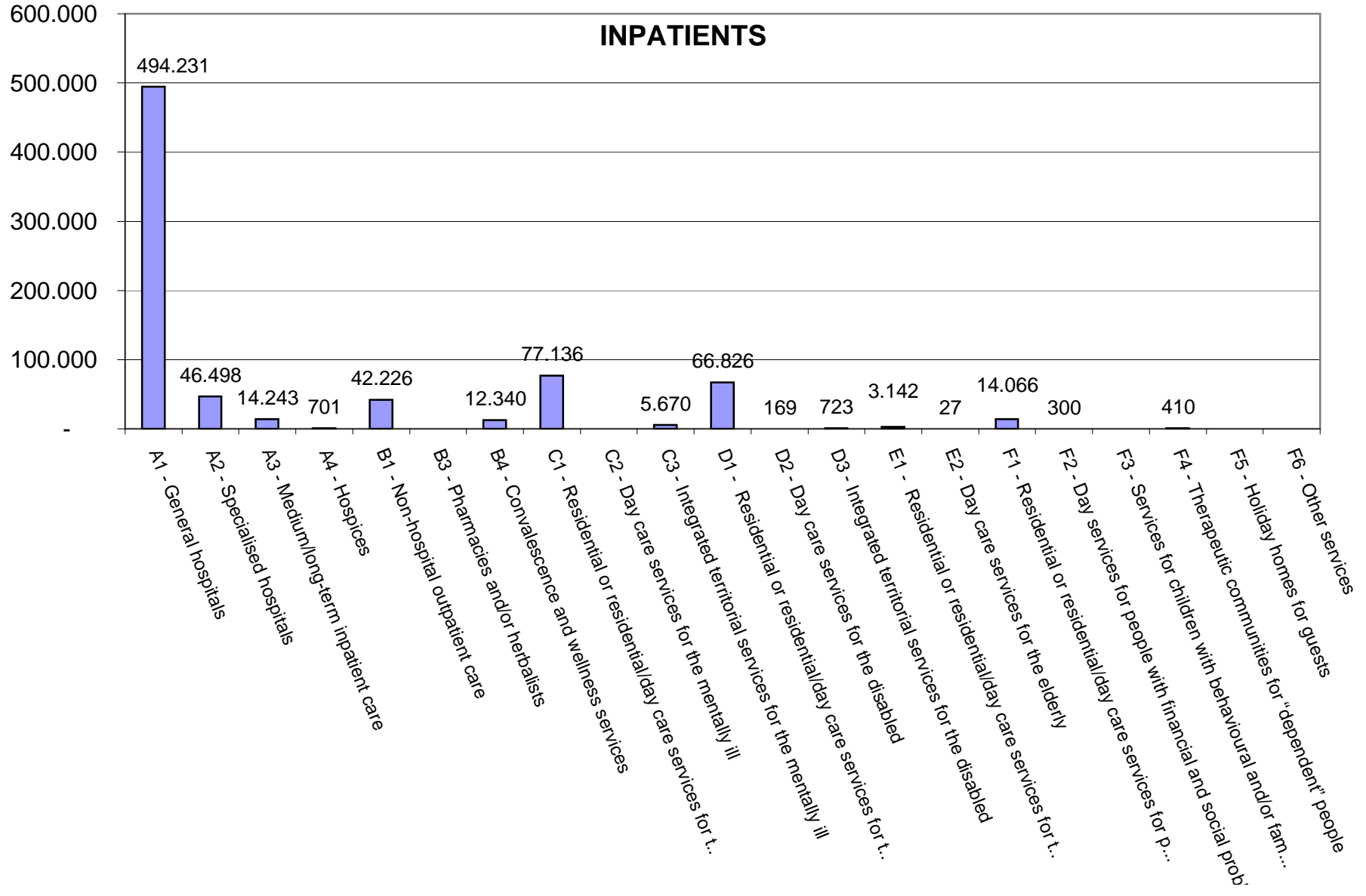
VOLUNTEERS



BEDS / N. OF INPATIENTS	Beds	Inpatients
A1 - General hospitals	11.101	494.231
A2 - Specialised hospitals	1.232	46.498
A3 - Medium/long-term inpatient care	1.589	14.243
A4 - Hospices	87	701
B1 - Non-hospital outpatient care	28	42.226
B3 - Pharmacies and/or herbalists		
B4 - Convalescence and wellness services	494	12.340
C1 - Residential or residential/day care services for the mentally ill	10.199	77.136
C2 - Day care services for the mentally ill		
C3 - Integrated territorial services for the mentally ill	1.507	5.670
D1 - Residential or residential/day care services for the disabled	4.433	66.826
D2 - Day care services for the disabled	98	169
D3 - Integrated territorial services for the disabled	556	723
E1 - Residential or residential/day care services for the elderly	2.356	3.142
E2 - Day care services for the elderly	28	27
F1 - Residential or residential/day care services for people with financial and social problems	1.647	14.066
F2 - Day services for people with financial and social problems		300
F3 - Services for children with behavioural and/or family problems		
F4 - Therapeutic communities for "dependent" people	28	410
F5 - Holiday homes for guests		
F6 - Other services		
Total	35.383	778.708



INPATIENTS



N. OF ACTUAL ATTENDANCES	N.
A1 - General hospitals	10.100.586
A2 - Specialised hospitals	486.111
A3 - Medium/long-term inpatient care	687.042
A4 - Hospices	197
B1 - Non-hospital outpatient care	494.010
B3 - Pharmacies and/or herbalists	1.018.687
B4 - Convalescence and wellness services	
C1 - Residential or residential/day care services for the mentally ill	289.308
C2 - Day care services for the mentally ill	251
C3 - Integrated territorial services for the mentally ill	198.660
D1 - Residential or residential/day care services for the disabled	42.046
D2 - Day care services for the disabled	33.725
D3 - Integrated territorial services for the disabled	1.377
E1 - Residential or residential/day care services for the elderly	7.328
E2 - Day care services for the elderly	5.601
F1 - Residential or residential/day care services for people with financial and social problems	581.227
F2 - Day services for people with financial and social problems	49.902
F3 - Services for children with behavioural and/or family problems	
F4 - Therapeutic communities for "dependent" people	46
F5 - Holiday homes for guests	
F6 - Other services	1.299
Total	13.997.403

Total of actual attendances / day	38.349
Total of actual attendances / day (without B3. Pharmacies and/or herbalists)	35.558

ACTUAL ATTENDANCES

